

Monocrystalline 144 cells

JUPITER




9BB



Guaranteed positive output tolerance of 0 ~ +5 Wp by single measuring



3.2 mm anti-reflective glass



BLACK | BLACK



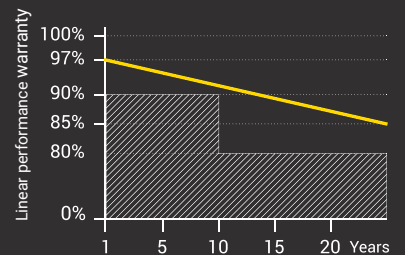
Maximum stability trough aluminium soft grip frame



Maximum 5400Pa snow load



15 years manufacturer's warranty
25 years linear performance guarantee



OUTPUT: 390 - 400 WATT

JUPITER monocrystalline 144 halfcut cell series with multibusbar cells is the newest top efficiency series. Halfcut cells are split in two halves to improve the performance and they are arranged in two parallel strings for a better management of shading. JUPITER black | black edition with black backsheet and a 40 mm black anodized aluminium frame, combines high robustness and visual attractiveness to conversion efficiency over 19 %.



power for a better world

STC	A-HCM390/144	A-HCM400/144
Maximum Power (Pmax) (W)	390	400
Open Circuit Voltage (Voc) (V)	49.20	49.94
Short Circuit Current (Isc) (A)	10.24	10.45
Voltage at Maximum Power (Vmpp) (V)	40.16	40.36
Current at Maximum Power (Impp) (A)	9.72	9.92
Modul Efficiency (%)	19.38	19.88

STC (Standard Testing Condition): Irradiance 1000 W/m², Cell Temperature 25 °C, Spectra at AM 1.5

Test uncertainty for Pmax: ±3 %
Voc and Isc Tolerance: ±3 %

Electrical Parameters at NOCT	A-HCM390/144	A-HCM400/144
Maximum Power (Pmax) (W)	290	297
Open Circuit Voltage (Voc) (V)	46.26	46.48
Short Circuit Current (Isc) (A)	8.19	8.35
Voltage at Maximum Power (Vmpp) (V)	37.55	37.73
Current at Maximum Power (Impp) (A)	7.73	7.88

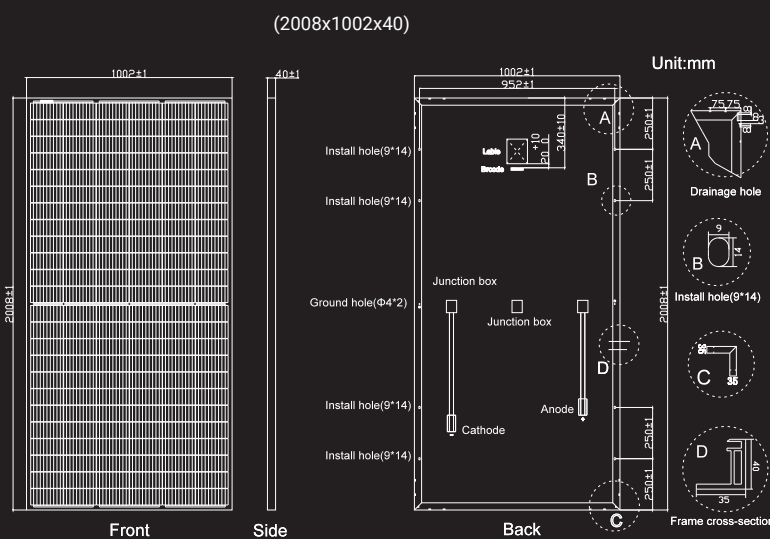
NOCT (Nominal Operating Cell Temperature): Irradiance 800 W/m², Ambient Temperature 20 °C, Spectra at AM 1.5, Wind at 1 m/s

Temperature Characteristics	
Pmax Temperature Coefficients (W / °C)	-0.36 % / °C
Voc Temperature Coefficients (V / °C)	-0.28 % / °C
Isc Temperature Coefficients (A / °C)	+0.05 % / °C
Noct Nominal Operating Cell Temperature (°C)	45 ±2 °C

Operating Conditions	
Operating Module Temperature:	-40 °C ~ +85 °C
Maximum System Voltage:	1500 V
Maximum Series Fuse Rating:	30 A
Power Tolerance:	0 ~ +5 W
Maximum Static Load Front	5400 Pa
Maximum Static Load Back	2400 Pa
Application Class	Class A

Specifications	
Cell Type	Mono G1 158.75 9BB
Weight	22.8 kg ±3 %
Dimensions	2008x1002x40 mm (±2 mm)
Cable Cross Section Size	4 mm ² , cable approx 130 cm, QC4 compatible
No. of cells	144 (6x24)
Junction Box	IP67, 3 diodes
Frame	Black anodized aluminium
Front glass	3.2 mm high transmission, low iron, tempered glass

Packing Details	
Container Type	40'HC
No. of Pallets	22
Pieces per Pallet	27
Total quantity of modules	594



I-V Curve: (A-HCM400)

