









SIV N-TOPCON SERIES

N for Now, Fit for Future

565-580W



• N-TOPCON MODULE ADVANTAGE

- 
Multi-main gate technology
- 
Superior load capacity
- 
High module conversion efficiency
- 
Excellent low-light performance
- 
Low attenuation long warranty
- 
Low BOS and KWH cost
- 
Reduce heat spot effect
- 
Higher bifacially

• QUALITY SYSTEM

ISO9001 / ISO14001 / ISO45001

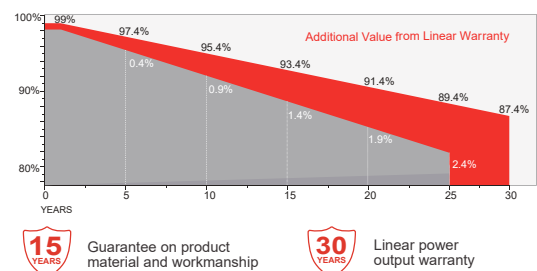
• PRODUCT CERTIFICATION



• INSURANCE

PICC

• WARRANTY



SERAPHIM ENERGY GROUP CO., LTD.

Add: Intersection of baimafeng road and Weimin Road, Jinzhai County, Lu'an City, Anhui Province
 Tel: +86-0564-7736177 Email: info@seraphim-energy.com

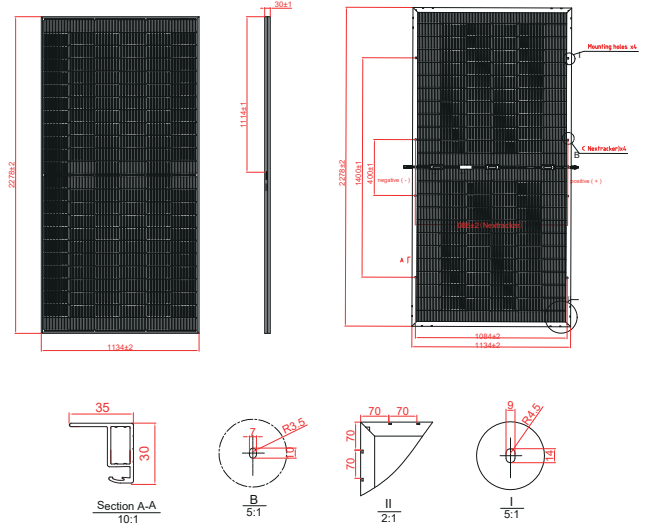
Mechanical Specifications

External Dimension	2278 x 1134 x 30 mm
Weight	32.0 kg
Solar Cells	N-TOPCon 182 x 91mm (144pcs)
Front / Back Glass	2.0mm AR coating semi-tempered glass, low iron
Frame	Anodized aluminium alloy
Junction Box	IP68, 3 diodes
Output Cables	4.0mm ² , 250mm(+)/350mm(-) or Customized Length

Packing Configuration

Container	20'GP	40'HQ
Pieces per Pallet	36	36
Pallets per Container	4	20
Pieces per Container	144	720

Technical drawing



Electrical Characteristics

Module Type	SRP-565-BTA-BG			SRP-570-BTA-BG			SRP-575-BTA-BG			SRP-580-BTA-BG		
	Front STC	Front NOCT	Back STC	Front STC	Front NOCT	Back STC	Front STC	Front NOCT	Back STC	Front STC	Front NOCT	Back STC
Maximum Power -P _{mp} (W)	565	425	452	570	429	456	575	433	460	580	437	464
Open Circuit Voltage -V _{oc} (V)	51.50	48.93	51.48	51.70	49.12	51.68	51.90	49.31	51.88	52.10	49.50	52.08
Short Circuit Current -I _{sc} (A)	13.89	11.11	11.11	13.95	11.16	11.16	14.01	11.21	11.21	14.07	11.26	11.26
Maximum Power Voltage -V _{mp} (V)	42.80	40.22	42.78	43.00	40.44	42.98	43.20	40.63	43.18	43.40	40.86	43.38
Maximum Power Current -I _{mp} (A)	13.21	10.57	10.57	13.26	10.61	10.61	13.32	10.66	10.66	13.37	10.70	10.70
Module Efficiency STC-η _m (%)	21.87			22.07			22.26			22.45		
Power Tolerance (W)	(0, +4.99)											
Pmax Temperature Coefficient	-0.29 %/°C											
Voc Temperature Coefficient	-0.25 %/°C											
Isc Temperature Coefficient	+0.046 %/°C											

STC: Irradiance 1000 W/m² module temperature 25°C AM=1.5
Power measurement tolerance: +/-3%

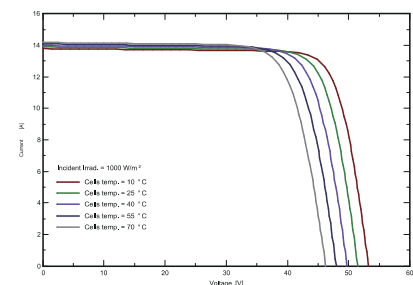
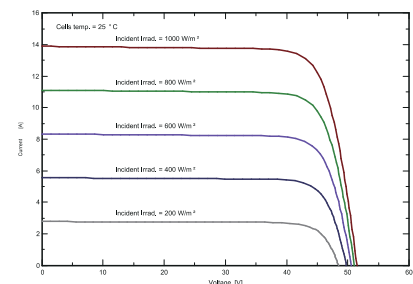
Rear Side Power Gain(SRP-565-BTA-BG)

Power Gain	10%	15%	20%	25%	30%
Maximum Power -P _{mp} (W)	621	648	675	702	729
Open Circuit Voltage -V _{oc} (V)	51.50	51.50	51.50	51.50	51.50
Short Circuit Current -I _{sc} (A)	15.28	15.98	16.67	17.36	18.06
Maximum Power Voltage -V _{mp} (V)	42.80	42.80	42.80	42.80	42.80
Maximum Power Current -I _{mp} (A)	14.53	15.19	15.85	16.51	17.17

Application Conditions

Maximum System Voltage	1500V DC
Maximum Series Fuse Rating	25 A
Operating Temperature	-40~+85 °C
Nominal Operating Cell Temperature	45±2 °C
Bifaciality	80%±5%
Mechanical Load	Front side 5400 Pa / Back side 2400 Pa

I-V Curve



Specifications are subject to change without further notification SRP-DS-EN-2023V2.0 © Copyright 2023 Seraphim



SERAPHIM ENERGY GROUP CO., LTD.

Add: Intersection of baimafeng road and Weimin Road, Jinzhai County, Lu'an City, Anhui Province
Tel: +86-0564-7736177 Email: info@seraphim-energy.com